



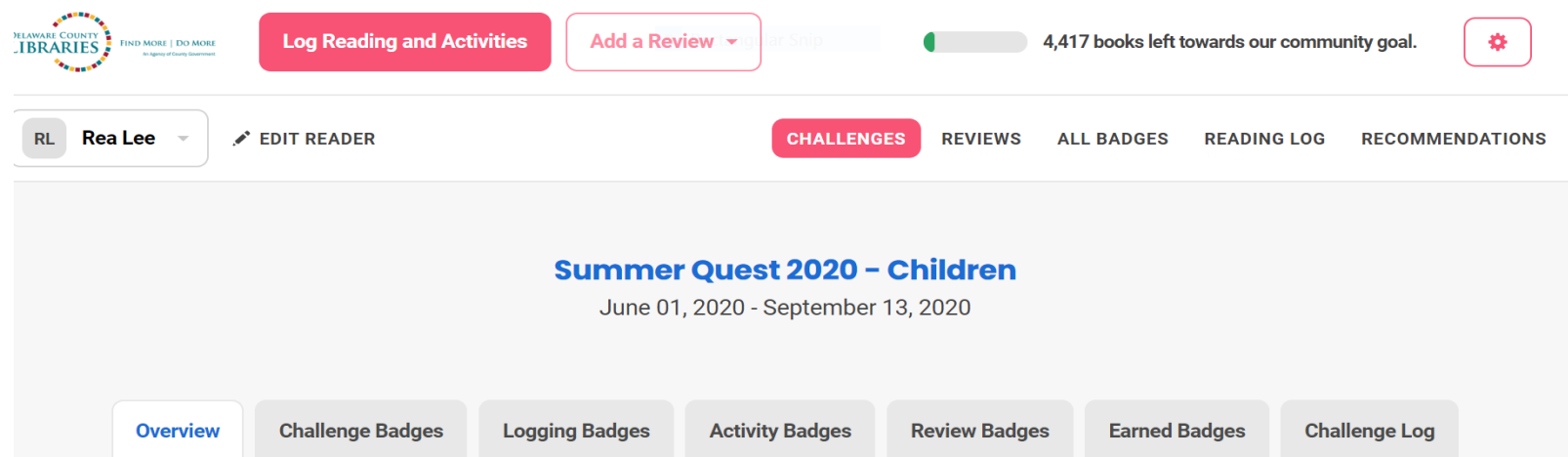
Delaware County Libraries' Reading Challenges Instruction Sheet

1. Go to <https://delcolibraries.beanstack.org/> to sign in or register.
2. Adults registering children can continue to add readers during registration or at another time in their account dashboard.
3. Once you are registered, sign-up for a reading challenge. If there is only 1 challenge available to you, you may be automatically registered for that challenge. You will receive a badge for registering.



4. If at anytime you are logged out of the challenge, click on "Return to this Challenge".

You are now in your dashboard. It should look like this.



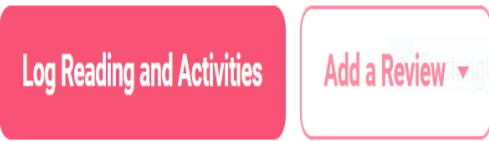
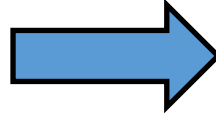
5. Click the down arrow key next to the reader's name to change to another reader on your account or add an additional reader.

6. At any time you may edit a reader by clicking on the picture of a pencil.

7. To review your progress in the challenge so far, click on any of the choices on the top right (this includes seeing the challenge badges you've earned, the reviews you've created, all activity badges you've earned, your reading log and any book recommendations). Keep in mind these tabs show the information for all challenges you are registered for. For a specific challenge, click on the tabs below the challenge name.

Logging Books and Activities


To log books, reviews or activities quickly, click on the buttons in the upper left of your dashboard. From here you can choose which readers you want to log for (including all readers at the same time) and what you want to log: activities or books.



Who would you like to log for?

Select a profile. *

What would you like to log?



To explore the challenge and complete activities while inside the challenge, you can click any of the tabs under the

Summer Quest 2020 – Children

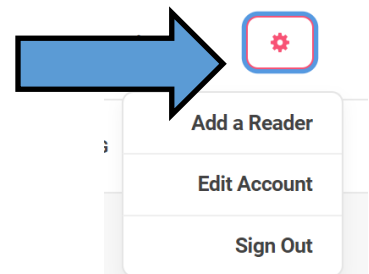
June 01, 2020 - September 13, 2020

[Overview](#) [Challenge Badges](#) [Logging Badges](#) [Activity Badges](#) [Review Badges](#) [Earned Badges](#) [Challenge Log](#)

challenge name.

This software gives you multiple access points to log books, create reviews and complete activities. Play around to find out which way is best for you and your readers.

It is recommended that you log out of your account when you have finished logging for all your readers. To log out, click on the red wheel at the top right of your dashboard.



If you have any questions, ask your local librarian for help or use the Contact Us link to send an e-mail to support.